



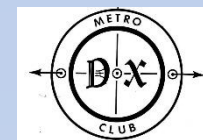
W9DXCC 2024

The ARRL DXCC Card Checking Program

Mike Cizek W0VTT



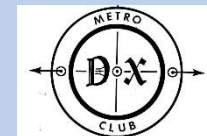
W0VTT 13.IX.24



Let's start with a little *History*, shall we...



W0VTT 13.IX.24

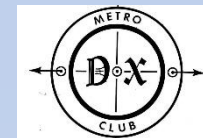




In the beginning.....



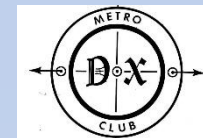
W0VTT 13.IX.24



In the beginning.....



WOVTT 13.IX.24



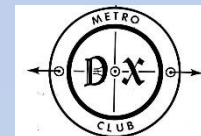


In the beginning.....

No,no,no, not *that* beginning



W0VTT 13.IX.24





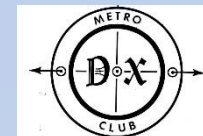
In the beginning.....

October 1935 QST article by Clinton B DeSoto W1CBD:
How to Count Countries Worked; A New DX Scoring System

The DXCC Program is Born



W0VTT 13.IX.24





In the beginning.....

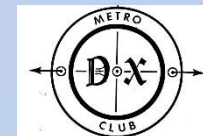
October 1935 QST article by Clinton B DeSoto W1CBD:
How to Count Countries Worked; A New DX Scoring System

The DXCC Program is Born

- DX Century Club announced in QST Sep 1937



WOVTT 13.IX.24



In the beginning.....

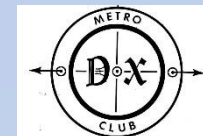
October 1935 QST article by Clinton B DeSoto W1CBD:
How to Count Countries Worked; A New DX Scoring System

The DXCC Program is Born

- DX Century Club announced Sep 1937
- QSL cards needed to confirm contacts



WOVTT 13.IX.24





In the beginning.....

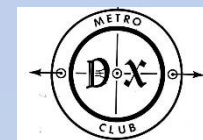
October 1935 QST article by Clinton B DeSoto W1CBD:
How to Count Countries Worked; A New DX Scoring System

The DXCC Program is Born

- DX Century Club announced Sep 1937
- QSL cards needed to confirm contacts
- Cards *must* be sent to ARRL Headquarters



WOVTT 13.IX.24



QSO *W1FH* on *2/8/1948* at *1034* GMT. Ur *14* mc cw/~~tone~~ Sigs *RST-579x*

W 6 0 D D / *CR8*

DIU ISLAND, PORTUGUESE INDIA

~~California UNITED STATES OF AMERICA Zone 3~~

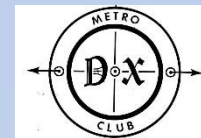
VFO, Final P.P. 807s *30* watts Antenna Vertical Zepp Receiver HQ 129X

Remarks: *Delighted. cuaga, Charlie - my first stateside from CR8. Copys on*
ur. fb contest is worked! Home QTH: P. O. Box 173, Stinson Beach, California

~~Pse~~/Tnx QSL via A.R.R.L. 73 WILLARD HUNTON



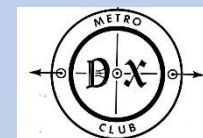
WOVTT 13.IX.24



- DXCC Desk workers do *all* the card checking
- Travel to Dayton and some of the larger hamfests in the eastern US.
- Long lines of Dxers waiting to get cards checked
- No change until early 1990s



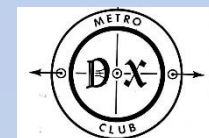
WOVTT 13.IX.24



- DXCC Desk workers do *all* the card checking
- Travel to Dayton and some of the larger hamfests in the eastern US.
- Long lines of Dxers waiting to get cards checked
- No change until early 1990s
- 1991~1992 ARRL announces DXCC Field Representative program



W0VTT 13.IX.24

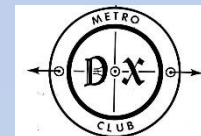


DXCC Field Representative

- Nominated by Division Director, Section Manager, or DX Club
- Appointed by Division Director
- Must have 300 DXCC confirmed
- Must be known to be “of good character...”
- May only check Current Countries, QSO less than 10 yr old
- No 160m, 6m, 2m, Satellite

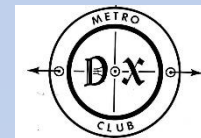


W0VTT 13.IX.24





W0VTT 13.IX.24

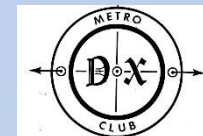


DXCC Field Representative

- Appointed by Division Director, Section Manager, or DX Club
- Must have 300 DXCC confirmed
- Must be known to be “of good character...”
- May only check Current Countries, QSO less than 10 yr old
- No 160m, 6m, 2m, Satellite
- 1 APR 2000 DXCC Card Checker program replaces DXCC Field Representative program
- Card Checkers can do **ALL** ARRL awards



W0VTT 13.IX.24

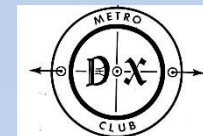


DXCC Card Checker Program Changes

- 30 MAY 2007 ALL current countries back to 1945
- 2 APR 2012 Online DXCC Application begins
- 17 APR 2012 - Can check ALL current AND deleted; 160m OK if checker has 160m DXCC
- ~2022 any checker can do 160m – fill out form.



WOVTT 13.IX.24



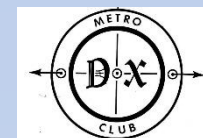
DXCC Card Checker Program

The ***BIG*** question...

Q: How do I use it?



W0VTT 13.IX.24



DXCC Card Checker Program

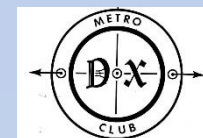
The ***BIG*** question...

Q: How do I use it?

A: Just like applying to ARRL



W0VTT 13.IX.24



DXCC Card Checker Program

The ***BIG*** question...

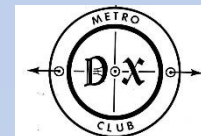
Q: How do I use it?

A: Just like applying to ARRL

But...you don't have to mail your
cards to Newington.



W0VTT 13.IX.24



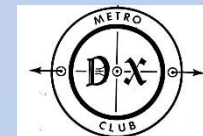
DXCC Card Checker Program

Another big question...

Q: How do I find a card checker?



W0VTT 13.IX.24



DXCC Card Checker Program

Another big question...

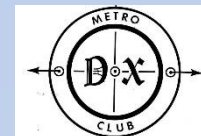
Q: How do I find a card checker?

A: Look on ARRL Web Site:

<http://www.arrl.org/dxcc-card-checker-master-list>



W0VTT 13.IX.24



DXCC Card Checkers
(For information about this program, see Section IV of the DXCC rules.)

Atlantic Division

DE

Roy Gould, K1RY
11 Princess Anne Ln
Selbyville, DE 19975
(302) 436-3232
Roy.gould1@verizon.net

EPA

Glenn Kuzenknabe, K3SWZ
23 Carriage Rd
New Cumberland, PA 17070
(717) 774-1728
K3swz@arrl.net

Willem Angenot, K6ND
418 Crabapple Lane
Port Royal PA 17082-7167
(717) 443-6718
k6nd@k6nd.com

Gregory Mauro, K3EA
915 Princess Drive
Yandley, PA 19067
(215) 801-9022
K3ea.dx.@gmail.com

MDC

Douglas Ellmore, NA1DX
84 Portland Manor Farm Dr
Lothian MD 20711-2200
(301) 807-2193
doug@ellmore.net

Hill Dobson, N3WD
P. Box 3626
Glyndon, MD 21071
(443) 465-6583
wa3eer75@gmail.com

John Dize, W3BJ
6 Standard Ave
Crisfield, MD 21817
(443) 235-8500
w3bj@juno.com

SNJ

Mark O'Brien, K2AX
324 White Horse Pike
Hammon, NJ 08037
(609) 820-1523
K2ax@comcast.net

WNY

Ed Gable, K2MP
187 Lighthouse Rd
Hilton, NY 14468-8927
(585) 392-3088
egable@rochester.rr.com

Robert Nadolny, WB2YQH
PO Box 73
Spring Brook, NY 14140
(716) 870-3060
wb2yqh@verizon.net

WPA

Bruce A Manning, NJ3K
784 Pine Grove Road Port
Allegany, PA 16743
(814) 331-3095
bmanning@zitomedia.net

Tim Haniwalt, N3DL
490 Dick Road
Butler, PA 16001
(724) 290-8316
thaniwalt@gmail.com

Central Division

IL

Michael Nowack, NA9Q
3208 US Route 67
Milan, IL 61264-3703
(217) 242-9033
mnowack@adams.net

Tim Garrity, WD9DZV
5407 W Rosedale Ave
Chicago, IL 60646
(773) 230-6698
wd9dev@gmail.com

Carl Schroeder, K9CS
1505 N 2000 East Rd
Waukegan, IL 60970
(815) 383-4740
kn2qpr@gmail.com

James Riba, WS9V
22325 Thomasville Road
Virden IL 62690
(217) 741-9204
ws9v@royell.net

Mark Subs, W9WGN
25857 Longview Road
Hopkole, IL 61747
W9wgn@arrl.net

IN

Tim Gardner, N9LF
332 South 28th St
Lafayette IN 47904
(765) 447-2615
n9lf@arrl.net

Carl Laetzelschwab, K9LA
1227 Pion Rd
Ft Wayne, IN 46845
(260) 637-6988
carllaetzelschwab@gmail.com

Raymond Andrews, K9DUR
150 W Lyon Ave
West Terre Haute, IN 47885
(812) 236-6522
k9dur@arrl.net

Stephen Mollmann, KD9HL
698 E 900 N
Westville, IN 46391
(219) 926-1494
kd9hl@arrl.net

Jose Castillo, N4BAA
6773 S State Road 103
Straughn, IN 47387
(215) 771-7064
Jose-castillo@verizon.net

WI

Tom Czaja, KG9EE
7539 W. Heron Pond Drive
Mequon, WI 53092
(414) 550-3737
(262) 242-0966
tczaja@icsprime.com

Ron Gorski, N9AUJ
3241 S. Clement
Milwaukee, WI 53207
(414) 306-1503
Ron-n9au@shcglobal.net

Tom Harke, AA9A
N5200 Deer Run Trail
De Pere, WI 54115
(920) 450-3954
tom@tomharke.com

Jim Hugo, KE9ET
4815 Bailey Settlement Rd
Sun Prairie, WI 53590
(608) 825-1023
ke9et199@charter.net

Dakota Division

MN

Larry Menzel, W0PR
4235 W. Lonsdale Blvd
Northfield, MN 55057
pensioguy@gmail.com

Mike Cizek W0VTT
PO Box 616
Saint Charles MN 55972
(507) 421-5495
mgcizek@gmail.com

Keith Gilbertson, K0KG
21688 Sandy Beach Lane
Rochert, MN 56578
C (218) 850-1500
K0kg@arrl.net

ND

Rodney Klug, KE0A
2012 4th Avenue H
Grand Forks, ND 58203
rkflug@gra.midco.net

Art Ekbold, K0QQQ
1210 7th St SW
Minot, ND 58701-5704
(701) 852-4289
art@minot.com

SD

Matt Holden, K0BBC
5511 E. Eastbridge Place
Sioux Falls, SD 57110
(605) 740-1234
k0bbcc@arrl.org

Gary Peterson, K0CCX
3288 Sandstone Lane
Rapid City, SD 57701-5388
kzeroc@rap.midco.net

Delta Division

AR

Roger Gray, N5QS
PO Box 166
Searcy, AR 72145
(501) 827-1666
roger@white-tiger.org

Jay Bromley, W5JAY
1062 Harmon Drive
Springdale, AR 72762
(479) 651-3928
jayw5jay@cox.net

Earl Smith, N5ZM
4323 Oak Haven
White Hall, AR 71602
(870) 692-2561
n5zm@arrl.net

LA

John Uhl, W5ZE
245 Fairfield Ave
Gretna, LA 70056
(504) 273-3582
w5ze@att.net

Jeff Guidry, AC5O
226 New Haven Street
Raceland, LA 70394
(504) 418-7272
kp984@yahoo.com

Bobby Baker, WMSH
1135 Wallace Denn
RD Lot 14
West Monroe, LA 71291
(318) 732-9239

MS

Glenn Lowery, K2FF
3509 Courtenay Cir Ocean
Springs, MS 39564
(228) 233-8862
K2ff@aol.com

John Hergman, KC5LK
125 Deer Trail
Brandon, MS 39042-9409
(601) 724-1436
Kc5lk@comcast.net

Allen McBroom, AG5ND
1102 Fate Douglas Road
Starkville, MS 39759
(662) 323-3824
(662) 418-3758
Ag5nd@arrl.net

Charles Ottott, WDSBJT
PO Box 28
Clermont Harbor, MS
39558
(228) 832-8061
Wd5bjt@arrl.net

Delta Division

Vic West, N5YY
15505 Ewing St
Gulfport, MS 39503
(228) 831-2294
n5yy@bellsouth.net

TN

Charles Talley, KJ4KVC
3809 Hwy 100
Lyles, TN 37098
(931) 670-5370
okdcatt@yahoo.com

Paul Mandel, W4PGM
12620 Pony Express Dr
Knoxville TN 37934
Day Phone: (865) 951-2424
paul@paulmandel.net

Wayne Houser, WV4TN
2913 Wildwood Rd
Maryville TN 37804
(865) 684-9840
wv4tm.tn@gmail.com

Tom Vickers, N4TV
490 Ellie Place
Collierville, TN 38017-7144
(901) 854-9912
Tvickers4@comcast.net

Great Lakes Division

KY


Ed Pflueger, AB4IQ
4370 Mayfield-Metropolis Rd
Paducah, KY 42001-9730
(270) 331-4331
ab4iq@comcast.net

James Vaughan, K41XJ
5504 Datura Ln
Louisville, KY 40258
(502) 641-8242
k41xj@arrl.net

Carol Laferty, K4SAP
55 E Cardinal Lane
Clearfield, KY 40313
Day Phone: (606) 780-0087
Night Phone: (606) 776-2126
k4sar@yahoo.com

MI

Stanley Arnett, AC8W 801
Range Rd
Marysville, MI 48040
(810) 364-6674
ac8w@comcast.net

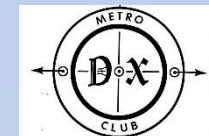


All ARRL Awards

- **DXCC**
 - LoTW
 - On-Line DXCC
 - Traditional Paper
- **VUCC**
 - LoTW
 - Traditional Paper
- **WAS**
 - LoTW
 - Traditional Paper
 - Hybrid
- **WAC**
 - Paper only



W0VTT 13.IX.24

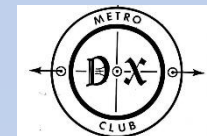


On Line DXCC Application

- Type QSO info directly into ARRL Servers
- Pay with credit card
- Print out Application and Record Sheet(s)
- Cards may be in any order – **BUT** – cards must be in the exact same order as they appear on the application
- Cheaper than paper application
- Gets processed quicker than paper application
- <http://www.arrl.org/online-dxcc-application>



W0VTT 13.IX.24




ARRL The national association for
AMATEUR RADIO®
Hello Michael | [Log Out](#)Your Favorites [Edit your Profile](#)

Website Search

Keyword Category

Call Sign / Name Search

Search Licensees

0 items

Home

On The Air

Licensing,
Education &
Training

Membership

Regulatory &
AdvocacyPublic
Service

Technology

Get Involved

ARRL Store

About ARRL

News &
Features

Online DXCC Application

[DXCC Rules](#)[DXCC Awards Fees](#)[DXCC Forms](#)[Online DXCC Application](#)[DXCC FAQ](#)[DXCC Card Checker
Search](#)[DXCC Card Checker
Master List](#)[DXCC Applications
Received](#)[DXCC Standings](#)[e-QSL Policy](#)[Operating Ethics](#)[Country Lists & Prefixes](#)

Online DXCC Application

Welcome to the [ARRL DXCC online application system](#)*.

*Be sure to review [important DXCC application information](#) before accessing Online DXCC.

Check your browser. For optimal user experience, please upgrade your browser to its latest version or use an alternative browser such as Firefox, Chrome, or Safari.

Be sure to pay **CLOSE** attention to your data entry. Check each entry to be sure you have entered the correct callsign, accurate date, band and mode and that you have selected the correct entity. Data mismatches will almost always cause a problem and may result in a QSO being rejected.

After completeing your online DXCC application, you may bring your cards and forms to a local DXCC card checker or send in the paperwork and cards to the

Life is a
JOURNEY.
 Enjoy the ride!

COMET[™]
 and **Maldol Mobile**

**Weatherpics Mobile App -
 For iPhone/iPad/iPod
 Touch and Andriod
 Phones.
 50 New Weather Pictures
 Every Month,
 for only 99 cents**



Online DXCC

[Log Out W0VTT](#)[Review Instructions](#) [Enter QSLs](#) [Import ADIF](#) [Submit Application](#) [Application History](#) [Learn More](#) [Help](#)

Welcome to ARRL's Online DXCC

- Find out more about the [DXCC Award Program](#).
- Find out more about [Online DXCC](#).

Submitting Your DXCC Application Online — Step by Step

1. Now that you have logged in, you may go to the [Enter QSLs](#) tab and begin entering information from your QSL cards. All your entries are saved and you may leave the [Enter QSLs](#) tab at any time while entering QSLs, and return to it later.
 - a. You must enter all of the required data for each card. If you want to submit more than one QSO from a single card, then enter the information about those QSOs together — one right after another — on the [Enter QSLs](#) tab.
 - b. If — once **both** the **Call Sign** and **QSO Date** are entered — the DXCC entity you want to select does not appear among the choices in the pulldown list, select the **Show All** choice from the pulldown list to select from the [complete DXCC List](#).
 - c. You may enter your QSL cards in any order; when you submit your cards for checking, they must be placed in the **same order** that you entered them. During the submission process Online DXCC will produce a *DXCC Record Sheet* for you that shows this order.
2. If you use a logging program, you will find it faster and more accurate to prepare an ADIF file containing the QSO information for the QSLs that you want to submit with your application rather than manually entering the information from each card. Use the [Import ADIF](#) tab to import your ADIF file.
3. When you have finished entering data for the QSLs you want to submit, you may begin the application process by

Enter QSLs

- Enter the information from your QSL cards in the data entry area [below](#). Enter the information from one QSL at a time. Remember to press the **Save** button for each QSL.
 - Drop-down lists are used to ensure the accurate entry of information. Keep in mind that accuracy always trumps speed.
 - If — once **both** the **Call Sign** and **QSO Date** are entered — the DXCC entity you want to select does not appear among the choices in the pulldown list, select the **Show All** choice from the pulldown list to choose from the [complete DXCC List](#).
 - Only one QSL per combination of band + mode + DXCC entity may be saved. The system will alert you if you attempt to save a QSL that has the same band, mode and DXCC entity as a QSL that you have already saved. QSLs are not checked against your DXCC records for duplicate credits; QSLs entered using this system are checked only against each other.
 - When you click the **Save** button, the QSL information will appear at the top of the [table](#) located below the entry area.
- You may edit or delete a QSL using the **Edit** or **Delete** buttons on the right-hand side of the lower table. If you **Edit** the information for a QSL that is other than the most recently entered one, its position in the list will change and you will need to move the corresponding QSL card accordingly.
- You may use the arrows located to the right of the column labels in the table below to **temporarily** change the sort order of your records. Do **not** change the order of your QSL cards to match this temporary sort order. This option is available to make searching your records easier. Click the **Restore Default Sort Order** button located below the table to view your records in the default sort order.
- **Note:** QSLs entered into this system are not automatically submitted to DXCC. You must complete and submit a [DXCC Application](#), the cards must either be brought to a [DXCC Card Checker](#) or sent to [ARRL HQ](#) and finally your application must be processed at HQ before the QSLs are credited to your DXCC record!

Complete all of the fields below to add or edit QSL card information in your account. All fields must be completed.

Call Sign	QSO Date (dd-mm-yyyy)	Band	Mode	DXCC Entity	
<input type="text"/>	<input type="text" value="Select"/> <input type="text" value="Select"/> <input type="text" value="Select"/>	<input type="text" value="Select"/>	<input type="text" value="Select"/>	<input type="text" value="Select"/>	<input type="button" value="Save"/>



DXCC Award



DXCC Award Application

I am applying for the following DXCC award(s):

Endorsement: Yes

Number of QSOs: 23

You must mark those qsos on your cards for which you wish credit. Cards must be placed in the order shown on the DXCC Records Sheet(s) which follow.

Complete DXCC fees are shown at www.arrl.org/dxcc.

- The use of a current DXCC application form is required.
- Do not use this form for plaque or pin orders.
- You must clear previous balances (per your last credit slip) with this submission in order to avoid delays.

I affirm that I have observed all DXCC rules as well as all governmental regulations established for Amateur Radio in my country. I understand that ARRL is not responsible for cards handled by DXCC Card Checkers and will not honor any claims. I agree to be bound by the decisions of the ARRL Awards Committee and that all decisions of the ARRL Awards Committee are final.

Call Sign: W0VTT

Ex Call Sign(s): W3MC

Name: Michael Cizek

Mailing Address:

Michael Cizek
23727 County Road 119
Saint Charles, MN 55972-4302

Your cards, paperwork, and certificates will be shipped to the address above.

New Address: No

Name as to Appear on Certificate:
Michael Cizek

Telephone: (507) 421-5405

Email: mgcizek@hbci.com

Diamond Club Level 4 or Higher: No

Send Paperwork: Yes

Send Certificate: No

Return My QSL Cards Via: None - Field Checked Application

Applicant Signature (REQUIRED)

Call Sign

Date

Send application forms, QSL cards to : DXCC Desk, ARRL HQ, 225 Main Street, Newington, CT 06111, U.S.A. For questions or clarifications, please write to the DXCC Desk at the above address, or via email to dxccadmin@arrl.org.

To confirm the receipt of your application, go to this link:
www.arrl.org/dxcc-applications-received.

The DXCC Desk can also be contacted as follows: Telephone: 860 594-0234, Fax: 860 594-0346 (24 hours direct line to ARRL HQ). For complete program information, please visit the DXCC web site at www.arrl.org/dxcc.

For ARRL DXCC Card Checker Use Only

I affirm that I have personally inspected the confirmations and verify that this application is accurate.

Card Checker Signature

Call Sign

Date

DXCC Card Checkers must forward the application to HQ within 2 working days.

FIELD CHECKED APPLICATIONS MUST BE SUBMITTED ONLY BY CARD CHECKERS.



DXCC Record Sheet

Call Sign: W0VTT

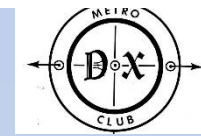
Page 1 of 1

Note: Cards may be submitted directly to ARRL or checked by a DXCC Card Checker. Cards must be placed in the order shown below.

Number	Call Sign	QSO Date	Band	Mode	Entity
1	3C0BY	2014-03-05	30	CW	ANNOBON
2	3C0BY	2014-03-04	17	PHONE	ANNOBON
3	9G5AG	2015-04-03	12	PHONE	GHANA
4	9N7AA	2014-03-11	30	CW	NEPAL
5	A25CE	2013-12-28	30	CW	BOTSWANA
6	ER8BKEDR	2014-04-08	30	CW	MOLDOVA
7	HHS/KC0W	2015-01-15	160	CW	HAITI
8	HL5IVL	2015-01-27	160	CW	REPUBLIC OF KOREA
9	J68NQJ/JD1	2014-03-19	30	CW	MINAMI TORISHIMA
10	J68NQJ/JD1	2014-02-08	15	CW	MINAMI TORISHIMA
11	J68NQJ/JD1	2015-05-08	20	CW	MINAMI TORISHIMA
12	PJ4/K4BAI	2014-11-28	30	CW	BONAIRE
13	S81WS	2015-02-02	12	CW	WESTERN SAHARA
14	S81WS	2015-01-27	30	CW	WESTERN SAHARA
15	S79WK	2014-04-13	10	PHONE	SEYCHELLES ISLANDS
16	SU9IG	2015-03-05	30	CW	EGYPT
17	TIS/N3KS	2013-10-28	30	CW	COSTA RICA
18	UK9AA	2014-03-05	12	CW	UZBEKISTAN
19	V85SS	2014-03-12	17	CW	BRUNEI
20	V85TL	2014-10-23	40	CW	BRUNEI
21	V85TL	2014-03-21	10	CW	BRUNEI
22	XU7AEZ	2014-11-22	30	CW	CAMBODIA
23	YV5YMA	2013-06-09	17	PHONE	VENEZUELA



W0VTT 13.IX.24

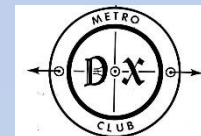


Traditional Paper DXCC Application

- Download and print out Application form and Record Sheet(s) from <http://www.arrl.org/dxcc-forms>
- Fill out by hand **PLEASE PRINT NEATLY!!**
- Pay by check or credit card
- Cards **MUST** be sorted by band and by mode
- Cards with multiple QSO at the end
- Awards Desk staffers must type in all QSO info
- Takes longer to process; costs more



W0VTT 13.IX.24





Hello Michael! | Log Out
Username: W0VTT
Your Favorites [dropdown] GO

Website Search
Keyword [input] Category [dropdown] GO
Call Sign / Name Search
Search Licensees [input] GO

- Home
- On The Air
- Licensing, Education & Training
- Membership
- Regulatory & Advocacy
- Public Service
- Technology
- Get Involved
- ARRL Store
- About ARRL
- News & Features

DXCC Forms

- DXCC Rules
- DXCC Awards Fees
- DXCC Forms**
- Online DXCC Application
- DXCC FAQ
- DXCC Card Checker Search
- DXCC Card Checker Master List
- DXCC Applications Received
- DXCC Standings
- e-QSL Policy
- Operating Ethics
- Country Lists & Prefixes
- DXCC Challenge
- Colvin Award Grants
- DXCC Contacts

Applying for DXCC

- + Online Electronic DXCC Application (Interactive)
- + Logbook of The World
- + Traditional DXCC Application Form
- + Traditional DXCC Record Sheet
- + DXCC Challenge Plaque Items Order Form
- + Awards Manager Convention Packet

Current DXCC Item Order Form

Upon qualification under the DXCC program for plaques, pins, additional or replacement certificates and other items, you can use this form to place your special orders.

Complete the [DXCC Item Order Form](#) and send to DXCC by one of these methods:

- E-MAIL: Send the completed form to DXCC at dxccadmin@arrl.org.



ARRL
the national association for
amateur radio®

ARRL
Amateur Radio

DXCC AWARD APPLICATION
(Required with Each New Submission and Endorsements)

I am applying for the following DXCC award(s)/
Endorsement(s): _____

New Award(s) _____

Note: If applying for RTTY, check here ____
If applying for Digital, check here ____

Endorsement(s) _____

of QSL cards enclosed _____
of QSOs _____

Use post-it notes on multiple QSO cards if you do not
need all QSOs. Cards must be sorted as noted on the
guidelines on the **DXCC Record Sheet**.

See <http://www.arrl.org/dxcc-faq/> for complete
application instructions.

Current DXCC fees are shown at:
www.arrl.org/dxcc

- The use of a current DXCC application form is required.
- Return postage is required for the return of cards, paperwork returns and all written requests.
- DXCC accepts most credit cards. If you are not sure of the correct charges, you should use a credit card. This will allow us to charge the exact amount. You must clear previous balances (per your last credit slip) with this submission in order to avoid delays. **DXCC cannot bill you.** Current fee schedule located at: <http://www.arrl.org/dxcc-awards-fees>

"I affirm that I have observed all DXCC rules as well as all governmental regulations established for Amateur Radio in my country. I understand that ARRL is not responsible for cards handled by DXCC Card Checkers and will not honor any claims. I agree to be bound by the decisions of the ARRL Awards Committee and that all decisions of the ARRL Awards Committee are final."

Applicant Signature (REQUIRED) _____ Callsign _____ Date _____ ARRL Membership Expiration _____

Send applications forms, QSL cards, fees, and return postage to: DXCC Desk, ARRL HQ, 225 Main Street, Newington, CT 06111, U.S.A. For questions or clarifications, please write to the DXCC Desk at the above address, or via e-mail to dxccadmin@arrl.org. To confirm the receipt of your application, go to this link: <http://www.arrl.org/dxcc-applications-received>. The DXCC Desk can also be contacted as follows: Telephone: 860-594-0200 (24 hour direct line to ARRL HQ), Fax: 860-594-0346. For complete program information, please visit the DXCC web site at: <http://www.arrl.org/dxcc> Click <http://www.arrl.org/dxcc-card-checker-master-list> to locate your nearest DXCC card checker.

For ARRL DXCC Card Checker Use Only

I affirm that I have personally inspected the confirmations and verify that this application is accurate.

Card Checker Signature _____ Callsign _____ Date _____

DXCC Card Checkers must forward the application and fees to HQ within 2 working days. **FIELD CHECKED APPLICATIONS MUST BE SUBMITTED ONLY BY CARD CHECKERS.**

Payment Details

Check or Money Order Enclosed in the Amount of \$ _____
Credit Card # _____ Expiration Date: _____ CVV Code: _____
Name as it appears on credit card: _____

May 2023

Call Sign: _____

Ex Calls: _____

Name: _____
First Last

Mailing Address: _____

(City, State/Zip, Country)

↑ This is where your cards, paperwork, & certificates will be shipped ↑

____ Check here if this is a new address

Name as to appear on certificate: _____

(Print name exactly as you want it to appear on certificate)

Telephone #: _____

Email: _____

Diamond Club Level (if applicable): (Level 4 or higher)

Return My QSL Cards Via:

United States Shipping: _____

____ First Class Priority _____ Foreign Shipping:

____ FedEx _____ USPS Int'l Priority

____ Shipping fee can be found at _____ FedEx International

<http://www.arrl.org/dxcc-awards-fees>

Printout of your DXCC matrix:

____ \$5.00 US ____ \$10.00 Foreign

____ No Printout

(This is available for free if you have a DXCC account via LoTW)

DXCC Record Sheet

Page ____ of ____

Your Call

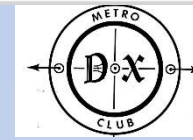
Note: Cards may be submitted directly to ARRL or checked by an approved DXCC Card Checker. This form must be completed if a Card Checker checks the application. In either case, the cards or listed credits must be sorted first by band then by mode. If you fill out the form, supply all information as requested. Be sure to use the Entity name, not just the prefix. Cards indicating multiple contacts must be placed together. If cards with multiple credits are submitted direct to ARRL, a notation must be made on each card indicating which credits are to be entered. If no indication is made on a card, all credits will be entered into your record.

	CALL	QSO DATE (DD MM YY)	BAND	MODE	ENTITY/ COUNTRY NAME
1					
2					
3					
4					
5					
6					
7					
8					
9					
10					
11					
12					
13					
14					
15					
16					
17					
18					
19					
20					
21					
22					
23					
24					
25					

This side of form may be photocopied if more pages are needed.



WOVTT 13.IX.24

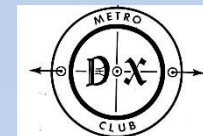


Sorting by Band and Mode

BY1PK	08 12 92	80	CW
CT1LL	01 01 21	80	CW
DL6TT	23 02 19	80	CW
W1AW	07 04 76	80	PHONE
K1JT	16 08 22	80	DIGI
K9EL	04 06 06	40	CW
VR6TC	04 03 72	40	CW
VP2VB	19 11 98	40	DIGI
KH6IJ	03 03 62	40	DIGI
W9NN	04 02 74	20	CW
OH2BH	22 09 23	20	PHONE
VK9NS	05 01 79	20	PHONE
G5RV	01 04 62	15	CW



W0VTT 13.IX.24

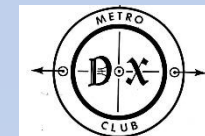


Multiple Cards at End

BS7H	06 05 87	80 CW
BS7H	07 05 87	40 CW
BS7H	08 05 87	30 CW
BS7H	09 05 87	20 CW
BS7H	10 05 87	20 PHONE
P51DX	31 02 99	160 CW
P51DX	31 02 99	80 CW
P51DX	30 02 99	80 PHONE
P51DX	31 02 99	40 CW
P51DX	30 02 99	30 PHONE
P51DX	31 02 99	17 CW
P51DX	31 02 99	6 PHONE



W0VTT 13.IX.24

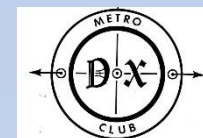


VUCC Award

- LoTW or Paper
- Similar to DXCC Traditional Paper Application
- Single band only
- No mode endorsements
- Sort cards in Grid Square order
- Download Application Form and Record Sheets from:
<http://www.arrl.org/vucc>



W0VTT 13.IX.24



VUCC

- A-1 Op
- Awards Committee
- Awards Managers
- Code Proficiency Certificate
- DXCC
- FFMA
- GRP DXCC
- Triple Play
- VUCC**
- Grid Chase
- Grids
- VUCC Card Checker Search
- VUCC International
- VUCC Standings
- WAC
- WA 8
- Mentor Award
- First Contact
- Rag Chasers Club
- Awards Branch Contacts

VHF/UHF Century Club (VUCC)

The VUCC award is given for contact with a minimum number of Maidenhead grid locators per band. For further explanation and information please view the [VUCC Rules](#).

Note: Click here to find your grid square.

Applications for the VUCC can be checked by approved ARRL DXCC Card Checkers.

Logbook of the World and Grid Squares

Your grid square is identified in your station location in TQSL. It is not part of your certificate.

To add or change your grid square (or US State and County) simply edit your station location.

If you operated from a grid boundary or corner you can add up to four adjoining grids to one station location by separating the grid with a comma.

Example: DM76, DM75, DM86, DM85


You must have the latest config file to save multiple grid locators.

Download the config file:

1. Log into your LoTW user account
2. Select YOUR ACCOUNT
3. Select YOUR CERTIFICATES
4. Select DOWNLOAD LATEST CONFIG FILE
5. Save the file to your folder or desktop.
6. Double click the file and it will install itself.

Edit a Station Location:

1. Open TQSL (not TQSL CERT)
2. Select STATION ~ EDIT LOCATION
3. Fix the zones, grid and any other information.
4. Finish at the end.
5. Now you can sign your log and upload again. The old geographic information will be overwritten by the new.



VUCC Application Form

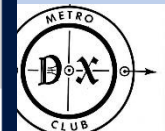
Use this form to apply for your VUCC awards.

VUCC Record Sheet

Use this form to list your QSOs by grid square.

[On The Air >> Awards >> VUCC](#)

[Back to Top](#)
[Having Trouble?](#)





ARRL THE NATIONAL ASSOCIATION FOR AMATEUR RADIO **ARRL VUCC AWARD APPLICATION FORM**

This form is required with each submission new or endorsement

Please print or type **clearly** and use a separate application for **each** award.

Callsign: _____ → from Grid Locator → (_____)
↑ Reused ↑

Ex Callsigns: _____

Name: _____
 Print exactly as you want your name and call to appear on certificate

Address: _____

City: _____ State: _____ Zip Code: _____

Email Address: _____ Telephone: _____

ARRL Membership ID Number: _____ Expiration Date: _____

Band: (please check only one): Use One (1) Application Per Band

<input type="checkbox"/> 50 MHz	<input type="checkbox"/> 144 MHz	<input type="checkbox"/> 222 MHz	<input type="checkbox"/> 432 MHz
<input type="checkbox"/> 902 MHz	<input type="checkbox"/> 1296 MHz	<input type="checkbox"/> 2.3 GHz	<input type="checkbox"/> 3.4 GHz
<input type="checkbox"/> 5.7 GHz	<input type="checkbox"/> 10 GHz	<input type="checkbox"/> 24 GHz	<input type="checkbox"/> 47 GHz
<input type="checkbox"/> 75 GHz	<input type="checkbox"/> 119 GHz	<input type="checkbox"/> 142 GHz	<input type="checkbox"/> 241 GHz
<input type="checkbox"/> Laser (300 GHz)	<input type="checkbox"/> Satellite	<input type="checkbox"/> Other _____	(Specify)

Initial Applicant's _____ Number of Grid Locators _____

Endorsements:

Previous Total _____ + Number added with this endorsement _____ = New Total _____

"I affirm that I have observed all the VUCC rules as well as all pertinent government regulations established for Amateur Radio in my country. I agree to be bound by the ARRL Awards Committee (Decisions of the ARRL Awards Committee are final)."

Signature: _____ Callsign: _____ Date: _____

VHF Awards Manager Verification: "I have verified these contacts as set forth by the rules of the VUCC Program."

Signature: _____ Callsign: _____ Date: _____

Traditional QSL Application Directions

- 1) Complete ALL fields above.
- 2) Enclose award fees. Certificate w/postage is \$20 in the US; \$30 outside the US. Pin w/postage is \$7.00 in the US; \$8.00 International mailings. Sticker w/postage is \$2 in the US; \$3 International mailings.
- 3) Enclose application fee: \$10 for ARRL members or \$15 for non-members outside the US.
- 4) Enclose fifteen cents for each QSO (\$0.15).
- 5) Sort cards alpha-numerically by grid locator and list on the record sheet(s).
- 6) Contact your VHF Awards Manager before sending cards to assure they are available to make arrangements for checking.
- 7) Give your Awards Manager all fees and mailing costs. They are responsible for sending paperwork to ARRL.
- 8) If you prefer, you may send cards to ARRL, HQ. Enclose sufficient funds to return cards via trackable mail. QSL shipping fees can be found at <http://www.arrl.org/txrx-awards-fee>

Payment Details

Check or Money Order: _____

Credit Card # _____ Exp Date: _____ CVV Code: _____ July 2023

ARRL THE NATIONAL ASSOCIATION FOR AMATEUR RADIO **VUCC RECORD SHEET**

Callsign: _____

Band: _____

New or Endorsement: _____

Total GRIDS in this Submission: _____

List New Grids in Alphabetical Order

Grid	Callsign	Grid	Callsign

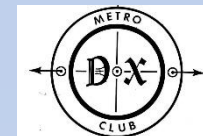


WAS Award

- LoTW, Paper, or Hybrid
- Similar to DXCC Traditional Paper Application
- Sort cards Alphabetically by State
- Download Application Form and Record Sheet from:<http://www.arrl.org/was>



W0VTT 13.IX.24



WAS

- A-1 Op
- Awards Committee
- Awards Managers
- Code Proficiency Certificate
- DXCC
- FFMA
- GRP DXCC
- Triple Play
- VUCC
- WAC
- WAS**
- WAS Forms
- WAS FAQ
- WAS Card Checker Search
- WAS International
- Mentor Award
- First Contact
- Rag Chewers Club
- Awards Branch Contacts

Worked All States Award



WAS Rules/Fees

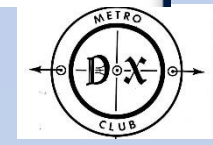
[Click here to get the rules in PDF Form](#)

- 1) ARRL's most popular award is the Worked All States Award. Thousands upon thousands of awards have been issued to hams around the world. In ARRL's 101st year, we have redesigned the certificates and the program in hopes of streamlining and improving the award program. The WAS program has many options which are listed below.
- 2) The WAS (Worked All States) Award is available to all amateurs worldwide who submit proof with written confirmation of contacts with each of the 50 states of the United States of America. Amateurs in the U.S. and possessions must be members of ARRL to apply for a WAS. Applicants from outside the U.S. are exempt from this requirement.
- 3) Two-way communication must be established on amateur bands with each state. There is no minimum signal report required. Any or all bands may be used (with the exception of 60 Meters). The District of Columbia may be counted for Maryland. Each claimed contact must include contemporaneous direct initiation by the operator on both sides of the contact. Initiation of a contact may be either locally or by remote.
- 4) Contacts must be made from same location, or from locations no two of which are more than 50 miles (80 kilometers) apart. Submission of an application serves as affirmation of abidance to the distance rule. Individuals may apply for and be granted multiple WAS awards, including WAS achieved from different, or multiple locations each of which are in different 50-mile circles (i.e., from different QTHs or portable locations).
- 5) Contacts may be completed over any period. Contacts must be confirmed in writing.

Triple Play WAS



[Learn More](#)



ARRL the national association for
amateur radio®

ARRL WAS APPLICATION FORM

Please print or type your name and address CLEARLY.

Name _____ Call: _____

(Print exactly as you want it on certificate)

List any awards used on any cards: _____

Address: _____

(City) (State) (Zip) (Country)

Email Address: _____

I have submitted an application via LoTW - Yes No (Circle One)

I am applying for ONE or TWO of the following WAS Awards (each is numbered separately / use additional form(s) to order more awards). Circle One or Two:

Basic Mixed Award Phone Digital KITY CW 2190 Meters QSO Meters
100 Meters 144 MHz 222 MHz 432 MHz 30 MHz Satellite 3RTY
70 CM 33 CM 33 CM 13 CM 3 CM 3 Band

I am applying for the following band endorsements and indicate which award (circle all that apply):

0 10 12 13 17 20 30 40 80 100 (Meters) for my _____ award

Power Endorsement QRP for my _____ award

I am applying for the following mode endorsements:

Circle One: FSK21 JT65 FSK44 FT8 FT4 NELL CLOVER OLIVIA KITY Other _____ for my _____ award

I have read, understood and followed all the rules of WAS.

Applicant's Signature _____ Date _____

MF AWARDS MANAGER/CARD CHECKER VERIFICATION

I have personally inspected the certifications with all 50 states and verify that this application is correct and true. This application is for the following SPECIALTY awards or ENDORSEMENTS: _____ (Write NONE if none)

Signature _____ Callign _____ Date _____

DIRECTIONS TO APPLICANT

1. Fill out this Application Form.
2. Send cards by state as listed on the Record Sheet and fill in Record Sheet.
3. Present application and cards to your ARRL MF Awards Manager for verification. Applications from DX stations may be certified by the Awards Manager of your IARU membership.
4. Send application to ARRL HQ with the appropriate fee(s): \$12.00 for each WAS certificate. Shipping is \$3 for shipping in the US or \$12 if mailed internationally. \$2.00 for any number of endorsement stickers mailed in the US, and \$3.00 for any number of endorsement stickers mailed internationally. Fees are \$7.00.

PAYMENT DETAILS

Return QSLs Via: USPS Priority US FedEx Int'l Priority (USPS) FedEx International
Shipping fee can be found at <http://www.arrl.org/usa>

Per Certificate(s) \$ _____ Shipping \$ _____ Per Endorsement(s) \$ _____ Per Pin(s) \$ _____

Total Payment:

Cheque or Money Order Enclosed \$ _____ # _____

Credit Card # _____ Exp Date _____

CVV Code _____

May 2022

WAS RECORD SHEET

Applicant's callign _____
List any awards used on any cards submitted: _____

STATE	CALL	DATE	BAND	MODE
Alabama				
Alaska				
Arizona				
Arkansas				
California				
Colorado				
Connecticut				
Delaware				
Florida				
Georgia				
Hawaii				
Idaho				
Illinois				
Indiana				
Iowa				
Kansas				
Kentucky				
Louisiana				
Maine				
Maryland (D.C.)				
Massachusetts				
Michigan				
Minnesota				
Mississippi				
Missouri				
Montana				
Nebraska				
Nevada				
New Hampshire				
New Jersey				
New Mexico				
New York				
North Carolina				
North Dakota				
Ohio				
Oklahoma				
Oregon				
Pennsylvania				
Rhode Island				
South Carolina				
South Dakota				
Tennessee				
Texas				
Utah				
Vermont				
Virginia				
Washington				
West Virginia				
Wisconsin				
Wyoming				



WOVTT 13.IX.24

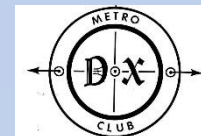


WAS Hybrid Application

- Apply LoTW credits first
- Print out Hybrid Form
- Take Hybrid Form and cards listed to Card Checker



W0VTT 13.IX.24



The ARRL
LOGBOOK
OF THE WORLD®

LoTW®

You have 120,971 QSO records

You have 45,765 QSL records



Yaesu | LoTW® Principal Sponsor

- Award Account Menu
- Account Status
- Account Credits
- Modify Account
- Application
- Application History

Your Logbook WAS Account (W3MC)

Account Status

WAS Award	New LoTW QSLs	LoTW QSLs in Process	WAS Credits Awarded	Total
Mixed	0	0	50	50
160M	0	0	47	47
80M	0	0	48	48
40M	0	0	49	49
30M	39	0	0	39
20M	0	0	50	50
17M	27	0	0	27
15M	0	0	49	49
12M	19	0	0	19
10M	0	0	48	48
6M	39	0	0	39

This account is linked with WAS record:

Michael G. Cizek, W3MC

Notes

- Click on the Awards item in the menu at the top of the page to select a different LoTW award account.
- You can click on the links in the Account Status table to view the credit list for an individual award.

WAS Notes

- The counts shown in the Account Status table represent WAS award credits based on LoTW confirmations ONLY.
- The Awarded and Total columns in the Account Status table do NOT include WAS award credits awarded based upon paper QSLs.
- WAS award credits are shown as Awarded for WAS award(s)/endorsement(s) marked as having been issued.

NEW ARRIVALS *KiGExpert*

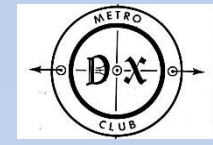
Wideband General Purpose SDR RECEIVER

- UP to 6 GHz
- 14 Bit ADC
- 50 MHz RTW
- USB 3.0

600 W POWER

SHACK MASTER

Slick Silent Supply



Choice of the World's top DX'ers

Yaesu | LoTW® Principal Sponsor

- Award Account Menu
- Account Status
- Account Credits
- Modify Account
- Application
- Application History

Your Logbook WAS Account (W3MC)

WA \$ Award Application -- Part 1

Use this form to apply for a new WAS award and/or endorsement.

NOTE: US Amateurs must be ARRL Members in order to apply for WAS!

Award	Certificate (Sticker) Fee	LoTW Service Fee	Shipping		Total	
			US	non-US	US	non-US
WAS Award Certificate	\$12	\$5	\$5*	\$15*	\$22	\$32
WAS Endorsement Sticker	\$2**	\$5	N/A	\$1**	\$7	\$8
5-Band WAS Certificate	\$12	\$5	\$5	\$15	\$22	\$32
Triple Play WAS Certificate	\$12	\$5	\$4	\$6	\$21	\$23

* WAS certificate shipping fee is for up to 2 WAS certificates.

** WAS endorsement sticker fee (and shipping fee for delivery to a non-US address) are charged once per application submitted; the LoTW Service fee is charged for each endorsement.


You have 107 credits toward the Triple Play WAS award; you must have all 150 credits before you can apply for Triple Play WAS.

Note: If you apply for an award that shows *missing* states, you must supply QSL cards that verify those states in order to complete your application. These cards will need to be checked by an [ARRL HF Awards Manager](#) or by ARRL HQ.

WAS Award	States Confirmed (LoTW)	Apply	Award Information & Status
Mixed	50	<input type="checkbox"/>	The Mixed WAS certificate. <Awarded> <i>Apply again if you want your existing Mixed WAS award re-issued on the 'new design' certificate.</i>
160M	47	<input type="checkbox"/>	The 160M WAS certificate. <Awarded> <i>Apply again if you want your existing 160M WAS award re-issued on the 'new design' certificate.</i> Missing: AK, HI, UT
80M	48	<input type="checkbox"/>	The 80M endorsement sticker to be affixed to your Mixed WAS certificate. <Awarded> <i>Apply again if you want a duplicate 80M endorsement sticker.</i> Missing: MT, UT
40M	49	<input type="checkbox"/>	The 40M endorsement sticker to be affixed to your Mixed WAS certificate. <Awarded> <i>Apply again if you want a duplicate 40M endorsement sticker.</i> Missing: WY
30M	39	<input type="checkbox"/>	The 30M endorsement sticker to be affixed to your Mixed WAS certificate. Missing: CO, DE, ID, MS, MT, NE, NV, ND, SD, WV, WY
20M	50	<input type="checkbox"/>	The 20M endorsement sticker to be affixed to your Mixed WAS certificate. <Awarded> <i>Apply again if you want a duplicate 20M endorsement sticker.</i>
			The 17M endorsement sticker to be affixed to your Mixed WAS certificate



Today is Fri, 30 Aug 2024 UTC
You are W0VTT
[Log Off](#)



LoTW®

You have 120,971 QSO records
You have 45,765 QSL records

[Home](#)
[Your QSOs](#)
[Awards](#)
[Find Call](#)
[Upload File](#)
[Your Account](#)
[Help](#)

Search Help:

Choice of the World's top DX'ers SM

Yaesu | LoTW® Principal Sponsor

Award Account Menu

Account Status

Account Credits

Modify Account

Application

Application History

Your Logbook WAS Account (W3MC)

WAS Award Application -- Part 2

For each award that has missing States, you will have to use paper QSLs to confirm the contact. You will be asked to identify the station worked for each state, and you will have to print out the list of cards and take it to an ARRL [HF Awards Manager](#) to have the cards checked.

If you do not wish to do this, you can return to the [award application selection form](#) and uncheck any awards you do not want to apply for.

160M WAS

You are applying for a re-issued 160M WAS certificate — \$17 (US) / \$27 (non-US) including shipping.

QSOs must match: Band=160M

State	Station Worked
Alaska	<input type="text"/>
Hawaii	<input type="text"/>
Utah	<input type="text"/>

Specify whether you are submitting cards to:

HF Award Manager (field check)

ARRL HQ (Return-postage charge applies: USA: \$8.00; OTHER: \$11.00)



ARRL 1.25M WAS Award Application

Applicant: CHARLES BETZ, N0AKC
LoTW ID: 251615

Applicant	Checker
Arrange your QSL cards in the order shown in the table below. Ensure that you have selected the proper cards.	Check that each card matches the state and any additional parameters (e.g., band, mode) as shown below.


QSLs must match:

Mode: **1.25M**

State	Station Worked	Checked
Arizona	K7EME	MCC
Michigan	K8MD	MCC
Missouri	W9FZ/R	MCC
New Jersey	K2UYH	MCC
Ohio	K8TQK	MCC
Pennsylvania	N3JNP	MCC
South Dakota	W7XU	MCC
Washington	K7KQA	MCC

HF AWARDS MANAGER VERIFICATION

I have personally inspected the confirmations with all 50 states and verify that this application is correct and true.


 Signature _____ Call Sign W0VTT H- DXCC Date 25 JAN 22



ARRL Card Checking Program

?? QUESTIONS ??



W0VTT 13.IX.24

